

Toilet
Partitions



**ONLY ASI OFFERS
THE LARGEST SELECTION
OF DESIGNER OPTIONS
IN THE INDUSTRY.**



Plastic
Laminate P.10

Powder
Coated P.8

Stainless
Steel P.9

Phenolic P.13

Introducing the largest collection of partitions from one source. Since 1960, ASI® Global Partitions has been providing high-performance toilet partitions that meet or exceed specifications, require little maintenance, withstand the rigors of some very difficult environments, and provide a lifetime of low-cost of ownership. Only ASI® offers the most comprehensive collection of toilet partitions available anywhere. Welcome to choice—welcome to the new ASI.

Shipped In
48
HOURS

Solid Plastic, Phenolic, Powder Coated or Stainless Steel partitions ready to ship **within 48 hours**.



Solid Plastic P.12

Alpaco Collection P.5



ALPACO ELEGANCE PARTITIONS

Elegance Partitions in Yellow with stainless steel hardware and pedestals. With sophisticated details, Elegance is our most graceful and refined partition system.



Support System

Pilasters and side panels are supported by the top rail using stainless steel clips.



Headrail Corner Assembly

The corners of the stainless steel headrail are held by a 90 degree curved stainless steel bracket.

Available in a wide range of Wilsonart® and Formica® colors and finishes.

The Alpaco Collection is made of Phenolic.

A PIECE OF EUROPE—MADE IN AMERICA

THE NEW ASI ALPACO™ COLLECTION

Introducing the ASI Alpaco™ Collection—a marriage of European design and engineering with the American manufacturing ingenuity you have come to expect from ASI—with the shortest lead times in the industry. The Collection is made from Phenolic and offers sleek hardware, robust construction, and zero sightline doors and pilasters that meet in a flush finish with routed, overlapping closures for guaranteed privacy.

The **Alpaco Collection** Includes:

Elegance Partitions **P.4-5** | **Classic** Partitions **P.6** | **Kids** Partitions **P.7**



Beveled Edges

All edges are beveled and have an engineered polished black finish.



Occupancy Indicator

Occupancy latch with an emergency unlatching device indicates when cubicle is occupied.



Flush Finish Self-Closing Doors

All of our self-closing doors and pilasters meet in a flush finish with routed, overlapping closures for guaranteed privacy.



Designer Pedestals and Hardware

Our partitions are equipped with attractive, adjustable pedestals for quick and easy leveling. Total adjustability range is 2".

Dramatic lines, bold hardware and stunning adjustable pedestals define our **Classic collection.**

A marriage of simplicity and functionality creates a collection that has ASI's exclusive Ultimate Privacy™ at its heart. Zero sightline doors and pilasters meet in a flush finish with routed, overlapping closures for guaranteed privacy.



Dramatic Pedestals

Adjustable pedestals allow for any inconsistencies in the floor to be addressed and leveled. Total adjustability range is 2".



Corner Bracket System


All corners are concealed in our beveled corner assembly for stability and durability.

Available in a wide range of Wilsonart® and Formica® colors and finishes.

The Alpaco Collection is made of Phenolic.

Kids collection is a durable and fun partition system for nursery and elementary school washrooms.

Our child friendly partitions are engineered to offer the best and safest features. Door and panel heights are sized to be more appropriate for children, and doors are finished at the top in a semi-circle for a playful look and feel. For safety, doors have only fixed knobs, so caretakers have access to the partitions.



Safety Features

Rubber profile inserted between the doors and pilasters prevent injury to hands and fingers.



Form and Function

All corners are concealed in our beveled corner assembly for stability and durability.

Available in a wide range of Wilsonart® and Formica® colors and finishes.

The Alpaco Collection is made of Phenolic.

Powder coated steel with a honeycomb core for solid construction and sound attenuation.

The powder coating and galvanized steel on these partitions provide quality and economy. The finish is resistant to wear, fading and scuffing. It is easily cleaned and wiped dry. For standard features see pages 18-19.

Options: Stainless Steel Stirrup Brackets, Stainless Steel Door Hardware, Continuous Anodized Aluminum and Stainless Steel Brackets, Continuous Piano Hinges and Ultimate Privacy™



Shipped In
48
HOURS

STANDARD FINISH:



The durability and elegance of type 304 stainless steel complements any washroom.



Stainless steel toilet partitions provide a modern look and retain their beauty indefinitely. By adding a textured finish, increased resistance to vandalism can be achieved. Available in all four mounting styles. For standard features see pages 18-19. **Options:** Stainless Steel Stirrup Brackets, Stainless Steel Door Hardware, Wood Core, Continuous Anodized Aluminum and Stainless Steel Brackets, Continuous Piano Hinges and Ultimate Privacy.™



STANDARD FINISH:



#4 Satin

OPTIONAL FINISH SELECTIONS:



Diamond




Leather Grain


Partitions above shown in Ultimate Privacy.™

Plastic laminate, the finish of choice when aesthetics are essential.

Plastic laminate partitions are available in all four mounting styles and a variety of designer colors to complement tile, vanities and counter tops. They are the finish of choice for commercial and institutional installations. For standard features see pages 18-19. **Options:** Stainless Steel Hardware, Continuous Anodized Aluminum and Stainless Steel Brackets, Continuous Piano Hinges and Steel Core Pilasters.



PLASTIC LAMINATE COLOR SELECTION:



**Directional pattern—Pattern on panels over 60" wide will run perpendicular to pattern on doors and plasters.
Consult color card for more definitive color matching.*

Solid Plastic (HDPE) partitions are environmentally safe, mildew, rust, graffiti and impact resistant.

Solid Plastic partitions are water resistant and unaffected by steam or high humidity. Our most popular colors are also available in 100% post-consumer recycled material and have passed the NFPA 286 fire test criteria. For standard features see pages 18-19. **Options:** Stainless Steel Stirrup Brackets, Stainless Steel Door Hardware, Continuous Piano Hinges, Continuous Anodized Aluminum and Stainless Steel Brackets, Continuous Plastic Brackets, Plastic Trim Shoes, Aluminum Door Hardware and No-Sight Privacy Strips.




Shipped In
48
HOURS

SOLID PLASTIC (HDPE) COLOR SELECTION:



AVAILABLE FINISHES:



Consult color card for more definitive color matching.

Phenolic provides superior strength, durability and a broad variety of patterns and colors.



Black Core Phenolic partitions sheets are fused at high temperature and pressure. In addition to strength and serviceability, a wide range of colors provides limitless design flexibility. For standard features see pages 18-19. **Options:** Continuous Piano Hinges, Continuous Anodized Aluminum and Stainless Steel Brackets, Custom Colors, No-Sight Privacy Strips and Class "A" Fire Rated Material—Black Core Only.



BLACK CORE COLOR SELECTION:



COLOR-THRU SELECTION:



SIX DISTINCT MATERIALS TO MATCH ANY AESTHETIC AND PERFORMANCE NEED



Stainless Steel

Gleaming beauty indefinitely. The elegance of stainless steel complements any design scheme. Incorporates the known corrosion resistant benefits of type 304 stainless steel. Easily maintained, even scratches can be buffed out. Satin or textured finish. Available in all styles.

Warranty 5 years*

Cost Index 255 (355)**



Solid Plastic (HDPE)

Highly resistant to common cleaning agents as well as to moisture, mildew and graffiti. Ideal choice for busy public facilities and high humidity applications—never needs painting and will not easily dent, rust or delaminate. Available in a wide variety of colors and mounting styles. Floor Anchored/ Overhead Braced, Ceiling Hung and Floor and Ceiling Anchored styles.

Warranty 15 years*

Cost Index 190**



Powder Coated Steel

High-tech quality at an economical price. Thermoset hybrid powder finish on galvanized steel is highly resistant to corrosion, grease, acids, caustics, marks and stains. A broad range of contemporary colors to complement any interior. Available in all styles.

Warranty 3 years*

Cost Index 100**



Plastic Laminate

Combining design flexibility, aesthetic appeal and economy in an ideal finish—the proven benefits of high pressure laminates are built in—featuring a smooth surface highly resistant to scratches, grease and mars. Offered in a complement of designer colors. Available in all styles.

Warranty 2 years*

Cost Index 110**



Black Core Phenolic

Holds up even under severe moisture conditions from showers, pools and saunas, or when maintenance includes hosing down toilet partitions. Ideal for where vandalism is a problem. In a full color spectrum—all with black edges. Available in all styles.

Warranty 10 years*

Cost Index 200**



Color-Thru Phenolic

Color-Thru Phenolic lives up to its name, with surface color through and through. This product is impact, scratch and graffiti resistant. It also has excellent screw-holding power and all the advantages of traditional Phenolic performance. Available in all styles and attractive colors.

Warranty 10 years*

Cost Index 250**

* See full warranty on website: asi-globalpartitions.com

** By assigning our materials a designation of 100, you can estimate how much more or less an alternate profile will cost.

ASI GLOBAL STYLES



Floor Anchored/Overhead Braced

This economical and sturdy mounting style installs just about anywhere. An anodized aluminum anti-grip head rail secures partitions firmly to the walls.



Floor Anchored

Simplified construction permits ease of installation anywhere. For concrete floors only: 2" minimum penetration into floor required.



Ceiling Hung

When used together with wall-hung fixtures, the entire floor is accessible for efficient cleaning. Structural steel ceiling supports are necessary to assure proper installation.



Floor to Ceiling Anchored

This mounting style is extremely stable and durable as pilasters are anchored into both the concrete floor and the structural ceiling support.



Alpaco Classic

Zero sightlines, doors and pilasters that meet in a flush finish rebated closure all ensure guaranteed privacy. Style and stability have not been sacrificed in this collection, with robust octagonal head rails.




Alpaco Elegance

The signature top rail provides structural stability and style. If you're looking for strength, comfort, aesthetics and durability, the Elegance collection has it all.



Ultimate Privacy™

Our Ultimate Privacy design features doors up to 72" tall and panels up to 75" tall and eliminates sightlines into the compartments around the doors.*



Urinal & Privacy Screens

1 Wall-Hung Screens

Available in three standard heights: 42", 48" and 58".

2 Post-Mounted Screens

1¼" sq. aluminum post in Floor Mounted or Floor to Ceiling Mounted.

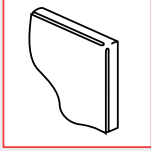
3 Pilaster-Mounted Screens

Available in Floor Mounted, Ceiling Hung, Floor to Ceiling or Overhead Braced.

**Shown in Stainless Steel, also available in Powder Coated Steel in all mounting styles.*

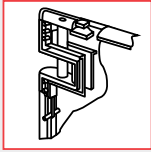
ASI GLOBAL CONSTRUCTION FEATURES

Stainless Steel & Powder Coated Steel



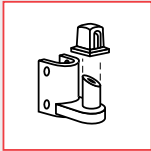
WELDED CORNER

Corners of panels, pilasters and doors are welded to each other and to the adjacent face sheets.



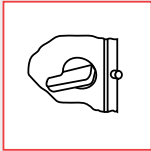
UPPER DOOR BRACKET

Internal part of the door. A pin goes through door and bracket for three-point bearing and operates in a nylon bushing in upper hinge bracket.



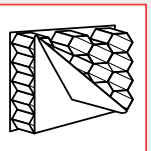
BOTTOM DOOR HINGE

Gravity-positioning hinge provides safe, durable and maintenance free support.



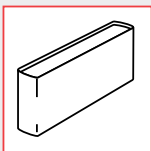
CONCEALED LATCH

With emergency access and ADA lever handle.




HONEYCOMB CORE

Made of cellular honeycomb. This type of core provides strong construction and sound attenuation.



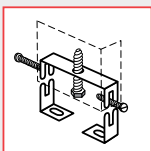
SHOE CONSTRUCTION

One-piece stainless steel, type 304, with #4 satin finish trim shoes are hemmed top and bottom for rigidity and sleek appearance.



VANDAL-RESISTANT FASTENERS


Special driver installs fasteners which virtually eliminates unauthorized removal and ensures easy installation.



PILASTER MOUNTING

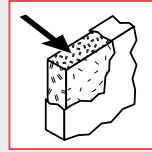
Pilaster adjustments, with floor-mounted jack-leveling device is standard on floor anchored/ overhead braced pilasters.

Plastic Laminate



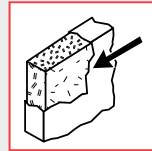
VANDAL-RESISTANT FASTENERS

Special driver installs fasteners which virtually eliminates unauthorized removal and ensures easy installation.



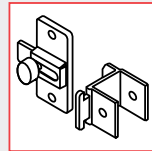
CORE

Particle board core is 45# density to resist warping and ensure a smooth surface.



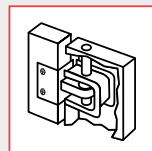
VERTICAL-GRADE LAMINATE

The 0.050" thickness meets the most demanding partition specification.



EMERGENCY ACCESS

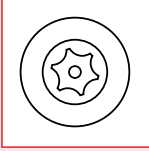
Meets ADA requirements. Slotted keeper coupled with gravity hinges allows access in an emergency.



DOOR HINGES

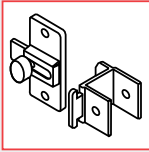
Wrap-around mounting and through bolting for vandal resistance.

Solid Plastic (HDPE)



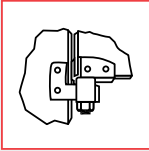
VANDAL-RESISTANT FASTENERS

Special driver installs fasteners which virtually eliminates unauthorized removal and ensures easy installation.



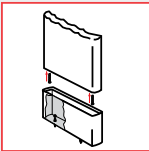
EMERGENCY ACCESS

Meets ADA requirements. Slotted keeper coupled with gravity hinges allows access in an emergency.



VAULT HINGE

Rugged, attractive wrap-around hinge. Extra strong for heavy-duty installations.



EASY-STALL SHOE

For floor anchored overhead braced.

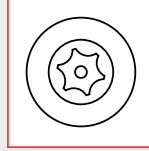
Easily adjusted leveling bolt.

True concrete anchor screws designed for lasting holding power.

Anchor rated at 2770 lbs. pullout strength.

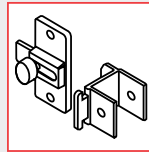
For use with Type 304 stainless steel or plastic mounting shoe.

Phenolic



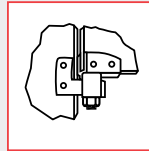
VANDAL-RESISTANT FASTENERS

Special driver installs fasteners which virtually eliminates unauthorized removal and ensures easy installation.



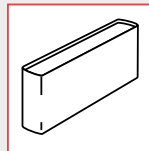
EMERGENCY ACCESS

Meets ADA requirements. Slotted keeper coupled with gravity hinges allows access in an emergency.



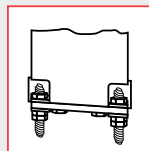
VAULT HINGE

Rugged, attractive wrap-around hinge. Extra strong for heavy-duty installations.



SHOE CONSTRUCTION

One-piece stainless steel, type 304, with #4 satin finish trim shoes are hemmed top and bottom for rigidity and sleek appearance.



FLOOR STUD MOUNTING SYSTEM

Heavy-duty $\frac{5}{16}$ " diameter mounting studs adjust height and level pilasters by turning the locknut adjusters.

For use with stainless steel shoe.

ASI GLOBAL MATERIAL SELECTION GUIDE

Legend: ▲ = Available ■ = Standard ■ = Optional

	SOLID PLASTIC (HDPE)	POWDER COATED STEEL
ENVIRONMENTAL DESIGN (LEED v3.0)		
RECYCLED CONTENT		
MR 4.1 - Post Consumer; Standard (Optional)	0% (100%)	67%
MR 4.2 - Post Industrial; Standard (Optional)	33% (0%)	14%
LOW-EMITTING MATERIALS		
IEQ 4.1 - VOC Content of Adhesives (Below defined limits)	N/A	Yes
IEQ 4.2 - VOC Content of Paint (Below defined limits)	N/A	Yes
IEQ 4.4 - Free of Added Urea Formaldehyde Resins	Yes	Yes
APPLICATION		
Fire Rating; Standard (Optional)	NFPA 286 / B	A
Vandal Resistance	High	Average
Ease of Maintenance	High	Average
Wet Area Suitability	High	Low
RELATIVE COST (Powder Coated Steel = 100%)	190%	100%
WARRANTY	15 Years	3 Years
COLOR / FINISH OPTIONS	18 Standard Colors	15 Standard Colors
MOUNTING STYLES		
Floor Anchored/Overhead Braced	▲	▲
Floor Mounted		▲
Ceiling Hung - Maximum Height	96" (Requires X Bracing)	108"
Floor-to-Ceiling - Maximum Height	120"	120"
Ultimate Privacy		▲
HARDWARE		
STIRRUP BRACKETS		
Chrome Plated Zamac		■
Stainless Steel		■
Aluminum	■	
CONTINUOUS BRACKETS		
Stainless Steel	■	■
Aluminum	■	■
Plastic	■	
HINGES		
Zamac Wrap-Around / Gravity Bottom		■
Stainless Steel Wrap-Around / Gravity Bottom		■
Vault	■	
Continuous Stainless Steel	■	■
8" Aluminum Wrap-Around	■	
Integral	■	
LATCHES		
Zamac Concealed		■
Stainless Steel Concealed		■
Zamac Surface Mount Slide		■
Stainless Steel Surface Mount Slide	■	■
HD Slide w/6" AL Wrap-Around Strike	■	
Brushed Finish Chrome Plated Zamac	■	
TRIM SHOES		
Stainless Steel	■	■
Plastic	■	

TYPE 304 STAINLESS STEEL STANDARD FINISH (W/OPTIONAL TEXTURED FINISH)		BLACK CORE PHENOLIC	COLOR-THRU PHENOLIC	PLASTIC LAMINATE
	72%	N/A	N/A	N/A
	18%	27%	15%	95%
	Yes	N/A	N/A	Yes
	N/A	N/A	N/A	N/A
	Yes	Yes	Yes	Yes
	A	B (A)	B	C
	Average (High)	High	High	Low
	Low (Average)	High	High	Average
	Low	High	High	Low
	255% (355%)	200%	250%	110%
	5 Years	10 Years	10 Years	2 Years
	#4 Satin (Diamond, Leather Grain)	10 Standard Colors	6 Standard Colors	45 Standard Colors
	▲	▲	▲	▲
	▲	▲	▲	▲
	108"	108" (X Bracing Required Above 96")	108" (X Bracing Required Above 96")	108" (X Bracing Required Above 96")
	120"	120"	120"	120"
	▲			
	■			■
	■	■	■	■
	■			
	■	■	■	■
	■			
	■	■	■	■
	■			
	■	■	■	■
	■			
	■	■	■	■
	■			
	■	■	■	■
	■			
	■	■	■	■
	■			
	■	■	■	■
	■			

ONLY ASI CAN SUPPLY EVERYTHING FOR YOUR WASHROOM

And only ASI Group offers the industry's most cutting-edge hand dryers, soap dispensers, baby changers, paper towel dispensers, partitions, lockers and much, much more.



Shipped In
48
HOURS

We are laser focused on delivering you exactly what you need—when you need it. Visit asi-globalpartitions.com for details. No one beats our 48 hour delivery.

ASI Global
Partitions

© 2016 ASI Global Partitions

2171 Liberty Hill Road
Eastanollee, GA 30538
Phone: 706.827.2700
Fax: 706.827.2710
Web: asi-globalpartitions.com

ASI100500216